

LOGO!MAT T-Series - Simple, Affordable, Flexible >>

LOGOMAT

automation
systems



LOGO!MAT T-Series

LOGO!MAT T-Series - Simple, Affordable, Flexible


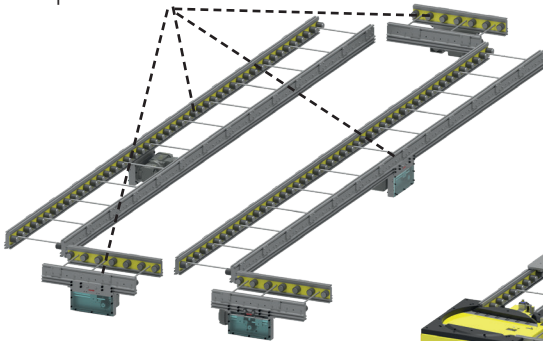
LOGOMAT

automation
systems

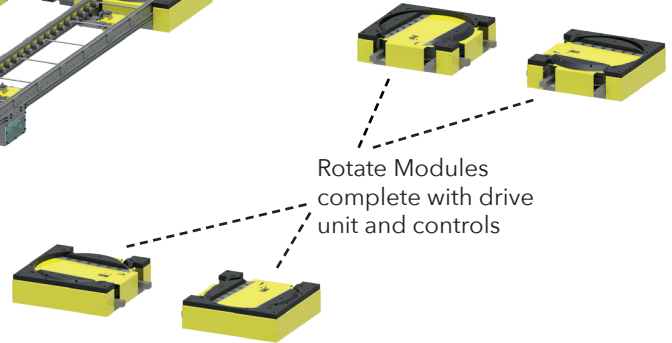
2 Modules - 1 Complete System

Take the guesswork out of project planning with the LOGO!MAT T-Series. Using just 2 modules - a straight track and track rotate - you can design a complete conveyor system to fit your needs. Rotate Modules used in place of corners, junctions, diverters and intersections can turn your part up to 360°. These are positioned between varying lengths of straight track, making it easy to develop even the most complex assembly layout. Thanks to our standardized designs, components are available with short lead times, and installations are a breeze. The system can be built exactly as planned and future reworks, changes, or expansions are quick and easy to implement.

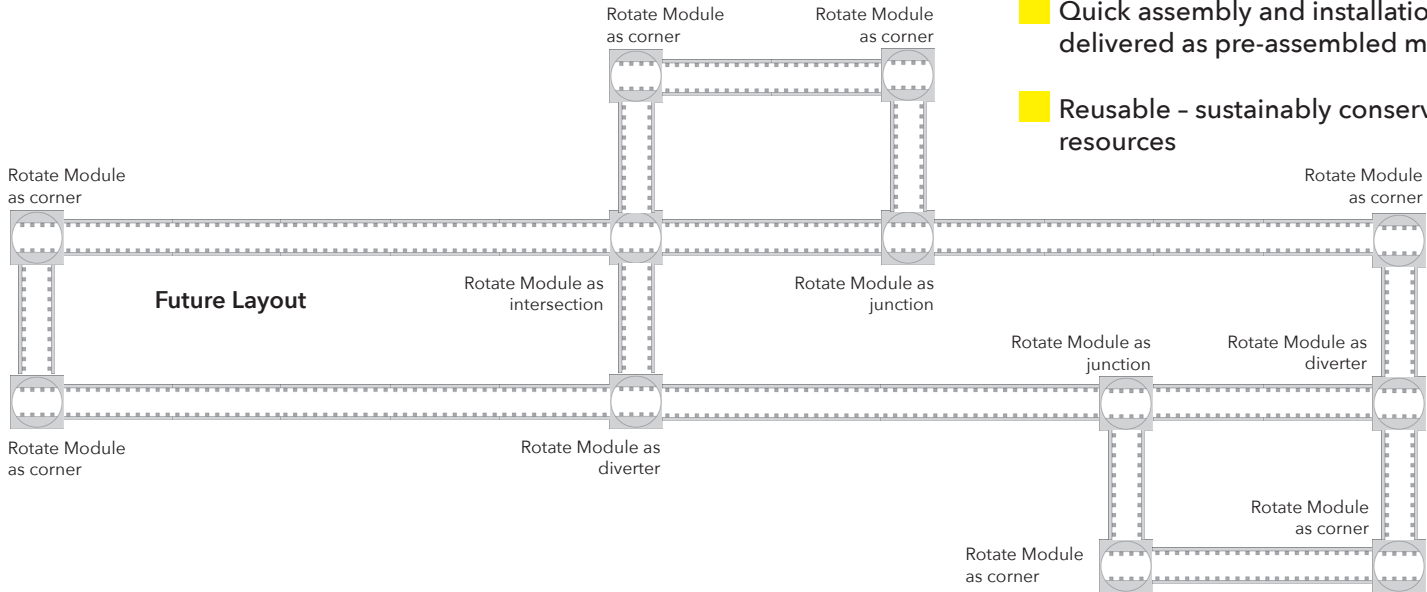
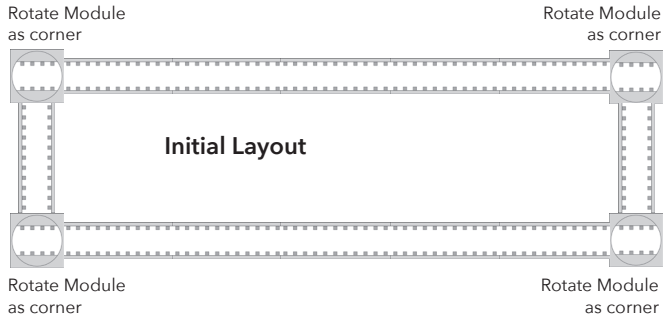
Track Modules
complete tracks with drive unit



Rotate Modules
complete with drive
unit and controls



Example of a variable layout with Flexible Extension Possibilities



- Simplified planning - complete layout using only 2 modules
- Affordability - highly standardized components
- Short lead times - prefabricated modules in stock
- Quick assembly and installation - delivered as pre-assembled modules
- Reusable - sustainably conserves resources

LOGO!MAT T-Series - Simple, Affordable, Flexible



The LOGO!MAT T-Series is a consistent, standardized, and easy-to-plan assembly conveyor system. Designed like a model kit, the T-Series uses just two modules, straight tracks and rotates, to link any number or variety of work stations. Using stub rollers throughout the system gives easy access to your part from nearly any angle. If necessary, the stub rollers on both sides of the track can be driven to help ensure accurate and reliable pallet transfer behavior, even in oily or extreme conditions. Active components such as Stops, Locates, or Lift and Locates can easily be positioned or moved throughout the line.

Need more standardization? No problem! We can design standard modules in specified lengths to fit your required spacing and equipment configurations. This simplifies layout planning ever further and makes subsequent changes easy to complete. You can piece together your standardized modules and track rotate blocks to design a working layout in no time. The T-Series eliminates the need for long, drawn-out approval processes and reduces your delivery time significantly. Using standardized modules enables you to make last-minute changes during installation as well.

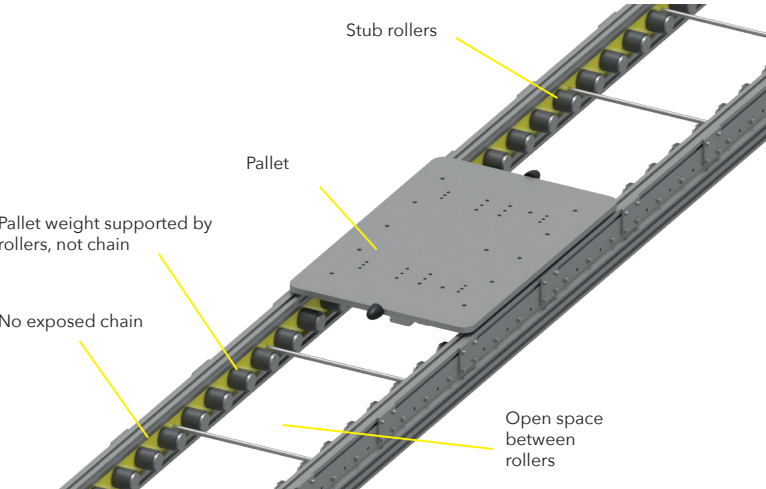
Applications:	Assembly and test systems for mid-sized parts
Nominal width:	400 mm
Track length:	570 - 7,524 mm
Max. length per drive unit:	7,524 mm
Max. speed:	18 m/min
Max. weight per pallet:	250 kg (550 lbs)
Pallet top plate dimensions:	750 x 480 mm
Top of roller height:	350 - 1,000 mm
Positioning accuracy:	Stop Unit: ± 0.5 mm Locate Unit: ± 0.2 mm - x;y Lift & Locate Unit: ± 0.1 mm - x;y;z

Track Module

The track modules are conveyor sections with stub rollers on both sides. The standard configuration features driven stub rollers on one side of the track, but in oily conditions or cases where more force is required for reliable pallet transfer, it is possible to drive the stub rollers on both sides simultaneously.

The driven rollers include a friction clutch to ensure that they stop spinning beneath a stationary pallet to prevent damage to its underside. Thanks to the stub rollers, the center of the conveyor is open, and components such as Stop Units, Locate Units, etc. can be freely positioned throughout the line.

In contrast to accumulation chain conveyors, the chain in the LOGO!MAT T-Series does not carry the weight of the pallet and part. In the T-Series system, the robust friction rollers support the load, while the chain is only used to drive the rotation of the rollers.

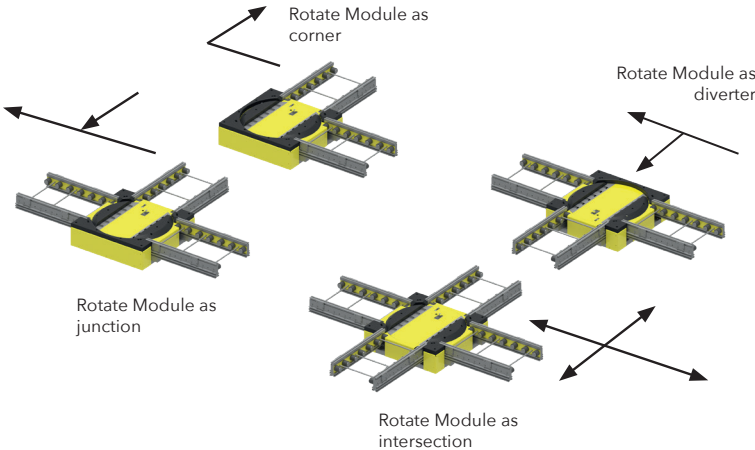


Rotate Module

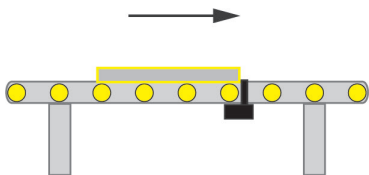
Changes of direction are realized using a standardized rotate module. This module serves the function of, and eliminates the need for, several components such as corners, junctions, diverters, and intersections.

The track rotate module includes a driven track section, and an optional stop unit. Track sections can easily be attached to all four connection points on the track rotate module. In its simplest configuration, when used as a 90° corner, solely pneumatic controls are automatically integrated.

The rotate can be used to turn the pallet 180° for backwards travel, or even as a buffering spot if desired.

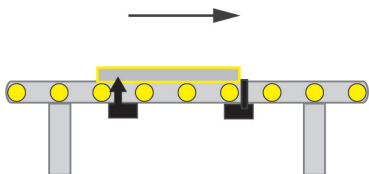


LOGO!MAT T-Series - Simple, Affordable, Flexible



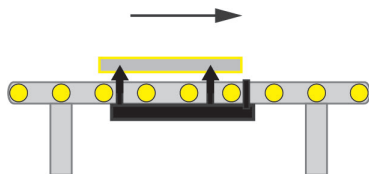
Stop Unit

Cushioned or Non-Cushioned options, positioning accuracy ± 0.5 mm



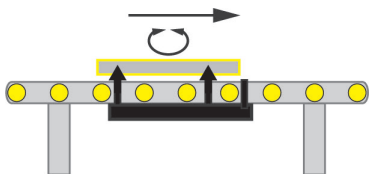
Locate Unit

Used with Stop Unit for increased positioning accuracy in X and Y directions, ± 0.2 mm



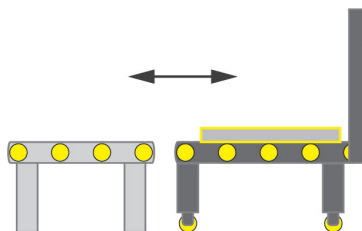
Lift & Locate Unit

Indexes into and lifts pallet with precise positioning accuracy in X, Y and Z direction, ± 0.1 mm



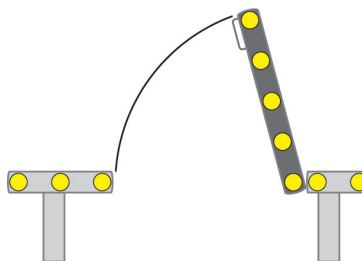
Lift & Rotate Unit

Lifts and rotates pallets 90° or 180°



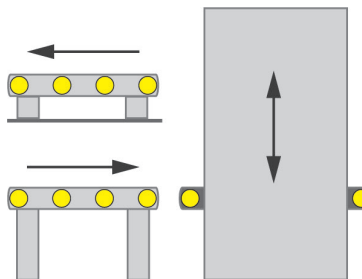
Manual Docking Cart

Manual cart for removing pallets and reintroducing them to the line





Lift Gate

Manual operated, pivoting track section for access to the inside of a closed loop




Elevator

Lifts or lowers pallet onto different levels of a multi-level system



LOGO!MAT T-Series - Contact



The LOGO!MAT Planning Tool is specially tailored to LOGO!MAT Conveyor Systems and includes drawing blocks of all our standard components. The tool enables customers to quickly design and develop a layout of their assembly line using a standard CAD program. The system can be built as planned because the planning blocks factor in spacing and other requirements for LOGO!MAT Systems.

Our excellent customer service starts in the project planning phase and carries through to installation and beyond. With years of experience in the conveyor industry, we can help you find the most efficient and cost-effective solution for your assembly needs. Constant communication between our project engineers and your team ensures a successful project on both ends.

We manufacture all of our components in-house, and each one is tested before leaving our shop. Our customers are welcome to visit our facility for a buy-off prior to the shipment of their system. We also have technicians available for support with installation, commissioning, maintenance, or training for your system.

LOGOMAT automation systems, Inc.
2595 Arbor Tech Drive
Hebron, KY 41048

Phone: +1 (859) 283-1759

Fax: +1 (859) 283-1906

Email: info@logomat-online.com

Website: www.logomat-online.com

Connect with us:

